

MULTILAYER FERRITE CHIP INDUCTOR

AIML-0603



RoHS
Compliant



1.6 x 0.8 x 0.8mm

FEATURES:

- Monolithic construction, compact size, & lightweight
- No cross coupling between inductors due to magnetic shield
- Excellent solderability and heat resistance for reflow soldering

APPLICATIONS:

- Resonance circuit, traps, filter circuits
- Other high frequency circuits
- RF choke, cordless phones, and radio equipment
- High frequency telecommunication circuits

STANDARD SPECIFICATIONS:

PARAMETERS

ABRACON P/N:	AIML-0603-xxx
Operating temperature:	-55°C to + 125°C
Storage temperature:	-55°C to + 125°C

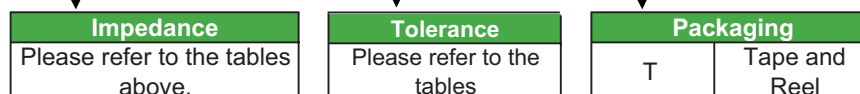
Part No.	L(nH)	Tolerance (nH or %)	L,Q Test Freq. (MHz)	Q (MIN)	SRF(MHz) (min)	DCR(Ω) (max)	Ir(mA) (max)
AIML-0603-47N	47.0	J: ±5% K: ±10%	50	15	600	0.2	50
AIML-0603-56N	56.0		50	15	550	0.3	50
AIML-0603-68N	68.0		50	15	500	0.3	50
AIML-0603-82N	82.0		50	15	450	0.3	50
AIML-0603-R10	100.0		25	15	400	0.5	50
AIML-0603-R12	120.0		25	15	350	0.5	50
AIML-0603-R15	150.0		25	15	300	0.6	50
AIML-0603-R18	180.0		25	15	280	0.6	50
AIML-0603-R22	220.0		25	15	260	0.8	50
AIML-0603-R27	270.0		25	15	255	0.8	50
AIML-0603-R33	330.0		25	15	250	0.85	50
AIML-0603-R39	390.0		25	15	245	1	35
AIML-0603-R47	470		25	15	240	1.35	35
AIML-0603-R56	560		25	15	205	1.55	35
AIML-0603-R68	680		25	15	180	1.7	35
AIML-0603-R82	820		25	15	165	2.1	35
AIML-0603-1R0	1000		10	35	125	0.6	25
AIML-0603-1R2	1200		10	35	110	0.8	25
AIML-0603-1R5	1500		10	35	105	0.8	25
AIML-0603-1R8	1800		10	35	95	0.95	25
AIML-0603-2R2	2200		10	35	90	1.15	15
AIML-0603-2R7	2700		10	35	80	1.35	15
AIML-0603-3R3	3300		10	35	70	1.55	15
AIML-0603-3R9	3900		10	35	60	1.7	15
AIML-0603-4R7	4700		10	35	50	2.1	15
AIML-0603-5R6	5600		4	35	45	1.55	5
AIML-0603-6R8	6800		4	35	40	1.7	5
AIML-0603-8R2	8200		4	35	35	2.1	4
AIML-0603-100	10000		2	35	33	2.55	3
AIML-0603-120	12000		2	35	22	2.75	3
AIML-0603-150	15000		1	20	20	1.7	1
AIML-0603-180	18000		1	20	18	1.85	1
AIML-0603-220	22000		1	20	15	2.1	1
AIML-0603-270	27000	1	20	12	2.75	1	
AIML-0603-330	33000	1	20	10	2.95	1	

Ir: Inductance change shall be within ±5% when the allowable current is applied

OPTIONS AND PART IDENTIFICATION:

(Left blank if standard)

AIML - 0603 - □□□ □ - □



ABRACON IS
ISO 9001 / QS 9000
CERTIFIED



Visit www.abracon.com for Terms & Conditions of Sale **Revised: 10.10.07**
30332 Esperanza, Rancho Santa Margarita, California 92688
tel 949-546-8000 | fax 949-546-8001 | www.abracon.com

MULTILAYER FERRITE CHIP INDUCTOR

AIML-0603

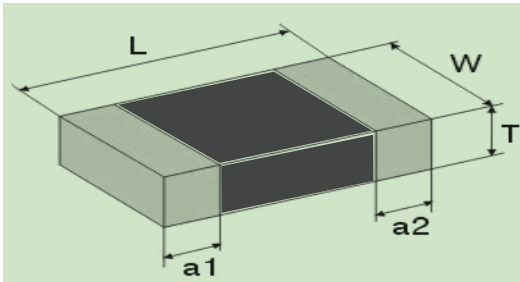


RoHS
Compliant



1.6 x 0.8 x 0.8mm

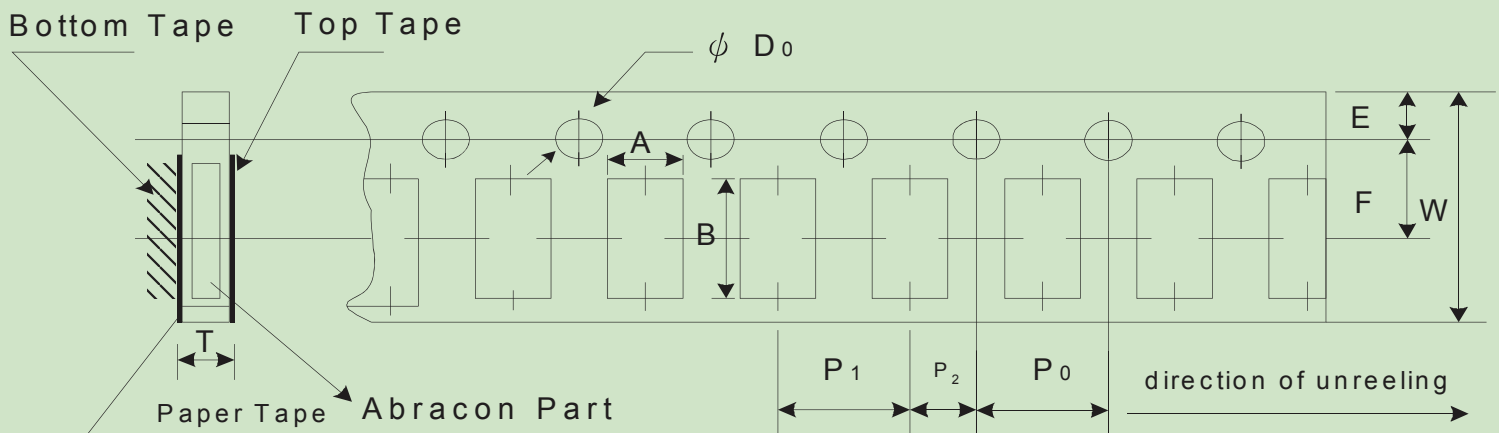
OUTLINE DRAWING:



Dimensions: Inches
(mm)

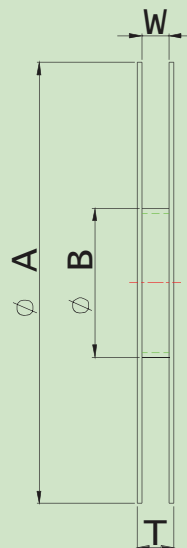
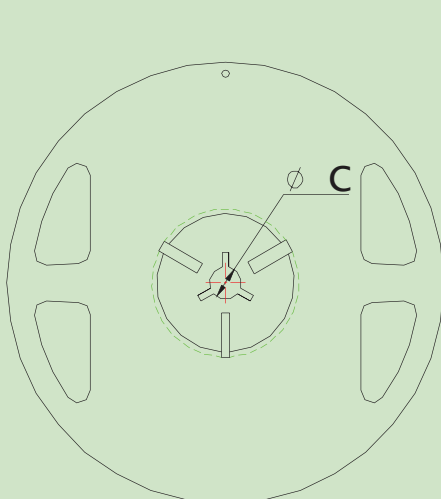
Series	L	W	T	a1,a2
AIML-0603	0.063±0.006 (1.60±0.15)	0.031±0.006 (0.80±0.15)	0.031±0.006 (0.80±0.15)	0.012±0.004 (0.30±0.20)

TAPE & REEL: Tape and reel 4,000pcs/reel



Codes	A	B	W	E	F
AIML-0603	1.05±0.15	1.90±0.15	8.00±0.3	1.75±0.1	3.5±0.05

Codes	P ₀	P ₁	P ₂	ΦD ₀	T
AIML-00603	4.00±0.10	4.00±0.05	2.00±0.05	1.55±0.05	1.0±0.05



	mm
A	178±2
B	60±2
C	13.0±0.5
W	10.0±1.15
T	12.0±1.0

Dimensions: mm

ABRACON IS
ISO 9001 / QS 9000
CERTIFIED



Visit www.abracon.com for Terms & Conditions of Sale **Revised: 10.10.07**
30332 Esperanza, Rancho Santa Margarita, California 92688
tel 949-546-8000 | fax 949-546-8001 | www.abracon.com