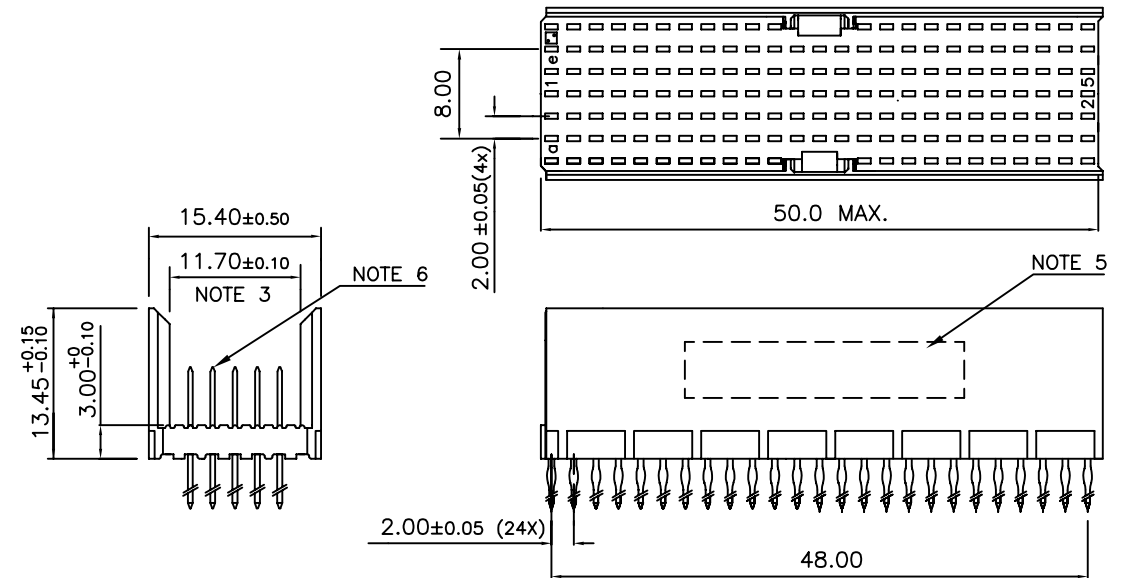


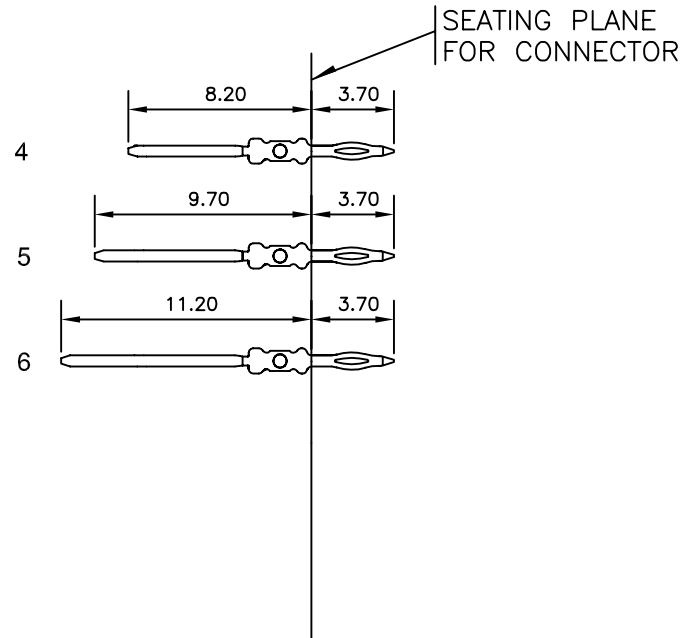
LOADING PATTERN MATING SIDE

f	0	0	0	0	0	0	0	0	0	0	0	0	0	0	0	0	0	0	0	0	0
e	6	6	6	6	6	5	6	5	4	5	5	5	5	5	5	5	5	5	5	5	5
d	6	6	6	6	6	6	6	5	5	5	5	5	5	5	5	5	5	5	5	5	5
c	6	6	6	6	6	6	6	5	5	5	5	5	5	5	5	5	5	5	5	5	5
b	5	5	5	5	5	5	5	5	5	5	5	5	5	5	5	5	5	5	5	5	5
a	6	6	6	6	6	6	6	5	5	5	5	5	5	5	5	5	5	5	5	5	5
z	0	0	0	0	0	0	0	0	0	0	0	0	0	0	0	0	0	0	0	0	0
P O S	0 1	0 5	1 0	1 5	2 0	2 5															

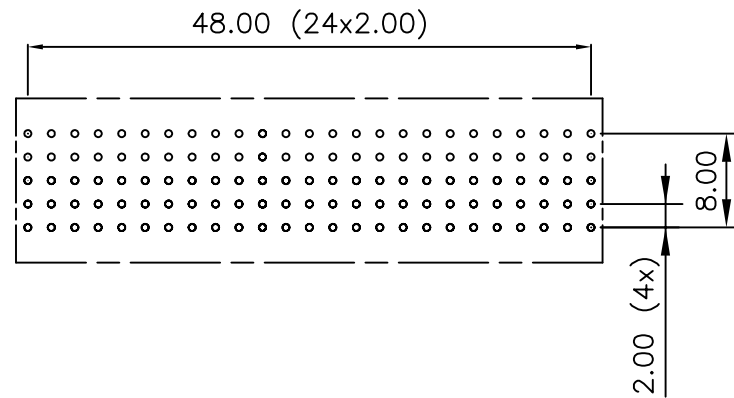
LOADED CONNECTOR ASSEMBLY (FOR EXAMPLE)



CONTACT OVERVIEW



LAY-OUT P.C.B.-HOLE



LEAD FREE INDICATOR : LF = LEAD FREE (DIGIT 15 & 16)

PLATING CODE (DIGIT 13 AND 14) (REF DRW NO. BS,C , 201844 , 003)

NOTES

- THIS PRODUCT IS CSA APPROVED.
- THIS PRODUCT IS UL RECOGNIZED.
- MEASURED AT THE BOTTOM.
- MATERIAL CONTACT: PHOSPHORBRONZE
HOUSING: CREAM WHITE GLASS FILLED POLYESTER UL-94V0
- CONNECTOR PRINTED WITH P/N AND DATE CODE.
- FOR ACTUAL CONTACT LOADINGS, SEE LOADING PATTERN MATING SIDE.
- SHAPE OF CONNECTOR HOUSING CAN ALTER DEPENDING ON PRODUCTION LOCATION
- THE PRODUCT (LF) MEETS EUROPEAN UNION DIRECTIVES AND OTHER COUNTRY REGULATIONS AS DESCRIBED IN GS-22-008
- FOR RECOMMENDED PTH DIMENSIONS REFER DRAWING : BS, A , 201572 , 001

CATALOG NO: HM2P65PDA3N0----

mat'l. code SEE NOTE 4			surface ISO 1302 ✓		tolerance ISO 406 ISO 1101		projection MM		product family MILLIPACS								
ltr			ecn no			dr			date			tolerances unless otherwise specified .0±0.2 .00±0.1 0°±1° scale -	title MPACS 5+2R STR HDR PF CONN TYPE AB				
A			104-0011			MINI			2004/02/17				dwg no			sheet 1 of 1	size
B			105-0187			MINI			2005/10/13				BS, C , 203028,112			A3	
C			106-0090			MINI			2006/06/26				type Product Customer Drawing				
sheet index			revision sheet			c			1								



FCIconnect.com

Copyright FCI